



Smile!

Getting
our jarjum's
teeth checked.





This is Gail the Dental Therapist and Alison the Dental Assistant from the Dental Clinic in Goonellabah. Gail and Alison go around to lots of schools to look at kids teeth.




Sometimes, Gail and Alison will look at your jarjum's teeth at school. First, you will need to sign a permission note to say it is O.K for Gail and Alison to see your jarjum at school.




Gail will have a quick look in your jarjum's mouth. If Gail can see some holes in the teeth or sore gums she will give your jarjum a note to take home to you.



The note will ask you to take your jarjum to a Dentist or to the Dental Clinic in Goonellabah. This is so your jarjum can have their teeth checked properly to see which teeth need to be fixed.



This is the Dental Clinic in Goonellabah. It is beside the Child and Family Health building in Oliver Avenue near the Coles shopping centre.



Lots of kids go to the Dental Clinic. It is a real busy place!

You will need to ring the Dental Clinic on **1300 651 625** to make a day and time to go there with your jarjum.

When you ring, tell 'em your jarjum got their teeth checked at school and you have a note that says they need to go to the Dental Clinic.


It doesn't cost anything to take your jarjum to the Dental Clinic to get their teeth looked at and fixed.



OR




Your jarjum might be real sad and sayin' that their teeth or mouth hurts. If you are worried just ring the Dental Clinic at 8 o'clock in the morning to find out if your jarjum can see the dental therapist on that day.






When you get to the Dental Clinic just follow the signs, go up the stairs and in through the blue doors. Inside you will see one of the receptionists Kath, Sue or Anne.







One of 'em will ask you for your Medicare card. Then they will get you to fill out a medical form that will ask you all about your jarjum. Kath, Sue or Anne will help you fill out the form if you need it.



Then they will show you where you can sit and wait for the Dentist or Dental Therapist. There is a T.V to watch or books to look at while you are waiting.



Then one of the Dental Therapists like Gail will come and get you and your jarjum.




Gail will take you and your jarjum from the waiting room into this room.

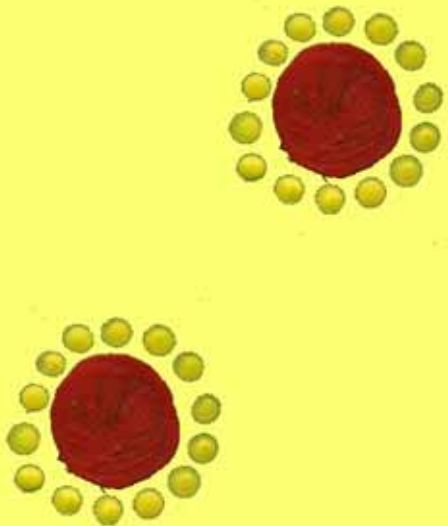


Then Gail will show you where you can sit and watch.





Inside the room there will be a Dental Assistant too. These are the Dental Assistants. One of 'em will help the Dental Therapist. They write down information about your jarjum's teeth.



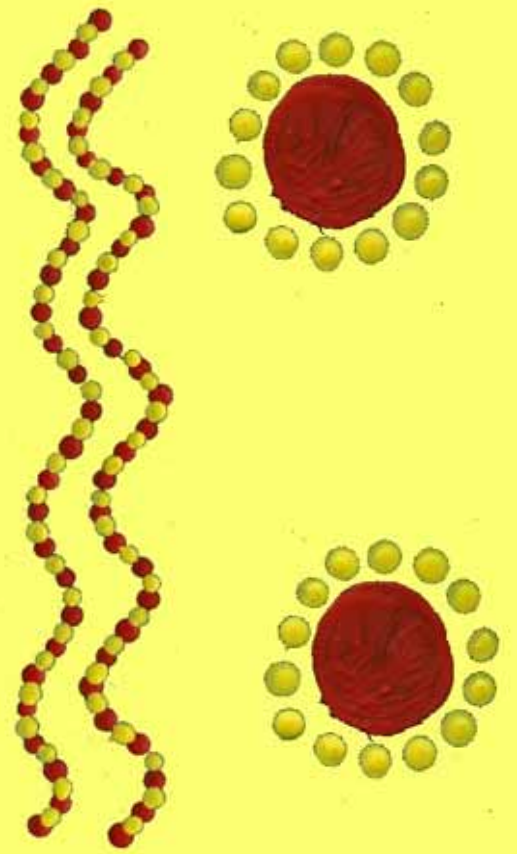
Next your jarjum will climb up onto the chair.

There is a lot of equipment in the room. So Gail will talk to your jarjum and tell 'em what everything does.



'Cause there are so many germs in the mouth Gail has to wear a coat, a mask, safety glasses and gloves. It looks funny. Gail will show your jarjum what she is doing so your jarjum won't get scared!





This is Isabel the Dental Assistant. Isabel will put safety glasses and a bib on your jarjum.





Then Gail will pull a table in front of her. On the table is a packet of Dentist tools that have been specially cleaned. Gail will open the packet. Then Gail will show your jarjum the little mirror that she will use to look at their teeth.



Sometimes Gail will use the other tools too. The tools help Gail take out food that is stuck in the teeth. The tools look sharp but they will not hurt your jarjum cause Gail is specially trained to use 'em.

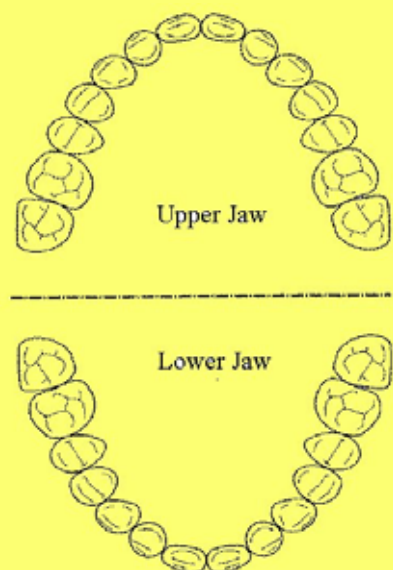




Gail will ask your jarjum to open their mouth.

Gail will look inside the mouth with the little mirror. Gail counts the teeth. Isabel writes it all down on a card with a picture of teeth on it. Gail also looks for sore gums and teeth with holes in them. She tells Isabel which teeth need to be filled.

Sometimes Gail will see a tooth that needs to be taken out. Isabel writes it all down.





Gail will also use the air tool. This tool blows air into your jarjum's mouth when a button is pressed.

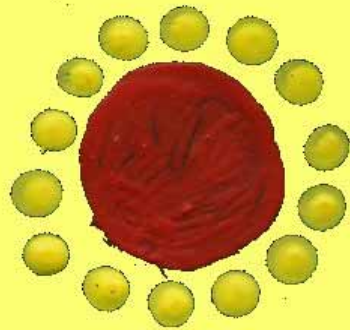


Gail will call this 'puffy air'. First, she will blow air onto your jarjum's hand and face. This tickles! Then she will blow air on your jarjum's teeth. The air dries the teeth and helps to get out food that is stuck in the teeth.






Now Gail has finished checking your jarjum's teeth.



Gail will give your jarjum another ride in the chair so that they are sitting up again.





Your jarjum stays sitting in the chair. Then Isabel the Dental Assistant will take off the safety glasses and the bib.



Gail takes off the gloves, the glasses and the mask too.






Next, Gail will get some big plastic teeth and a big toothbrush. She will show your jarjum how to brush their teeth.

Gail will talk to you and your jarjum about brushing their teeth after breakfast and before they get into bed at night.






Next, Gail will give your jarjum a new toothbrush and a sticker.

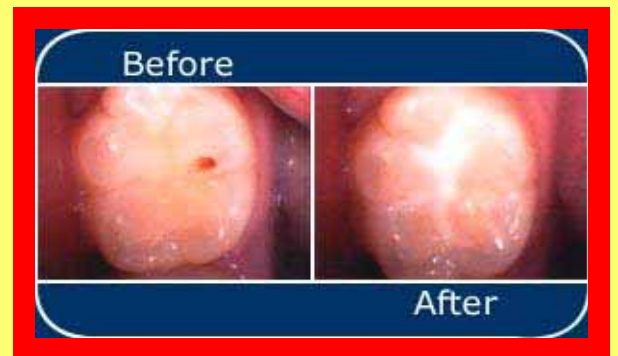


All finished! Now Isabel will read a book with your jarjum. Gail will want to chat with you about your jarjum's teeth.



Gail will talk to you about what needs to be done next to fix your jarjum's teeth.

Just talk to Gail if you want to know anything else about your jarjum's teeth.



Gail might tell you that your jarjum has a hole in their teeth. They will need to get a filling. Gail will ask you to bring your jarjum to the Dental Clinic again to get it done.



Sometimes, your jarjum could have really big holes or the teeth might be rotten. Gail will want the Dentists David or Rob to look at the teeth. The Dentist will check to see if they think your jarjum will need to go into hospital to get the teeth taken out. The Dentist will talk to you about what happens if your jarjum needs to go into hospital.



Then Gail will say 'bye' to you and your jarjum. Gail will ask you to see Kath, Sue or Anne the receptionists on your way out.



If your jarjum needs to come back to the Dental Clinic it is a good idea to make a new appointment time before you leave.

Just talk to Kath, Sue or Anne and they will help you work out a day and a time that suits you and your family.

They will give you a card with the new appointment time and day on it.





If you can not get to the Dental Clinic for one of your appointments please call 'em on **1300 651 625** and tell 'em you can not make it.

If you get the answering machine just ring back another time!



Together we can
look after our
jarjum's smiles!



A 'big Thankyou' to Mary Wilson and her Mum, Bonnie for the photos xxx.



Thankyou to Vanessa Kapeen for the paintings xxx



Thankyou to Gail Loader and staff from NRAHS Dental Clinic in Goonellabah. December 2002



Booklet designed and created by Kimberlii Austen.



For more information about this booklet contact:

Kimberlii Austen ©

Ph: 02 66 832 073

Co-ordinator

Fax: 02 66 832 636

Transition Program

Coraki Primary School



The Transition to School Program is a combined initiative of the Ginnabee Women's Group, Department of Community Services and the NSW Department of Education. The program is funded by the Department of Community Services—Rural Child Care Initiative.

This book is not to be copied without permission.
This book is not to be sold for profit.

This booklet was published by the

